

# SPHA WarmUp 2026

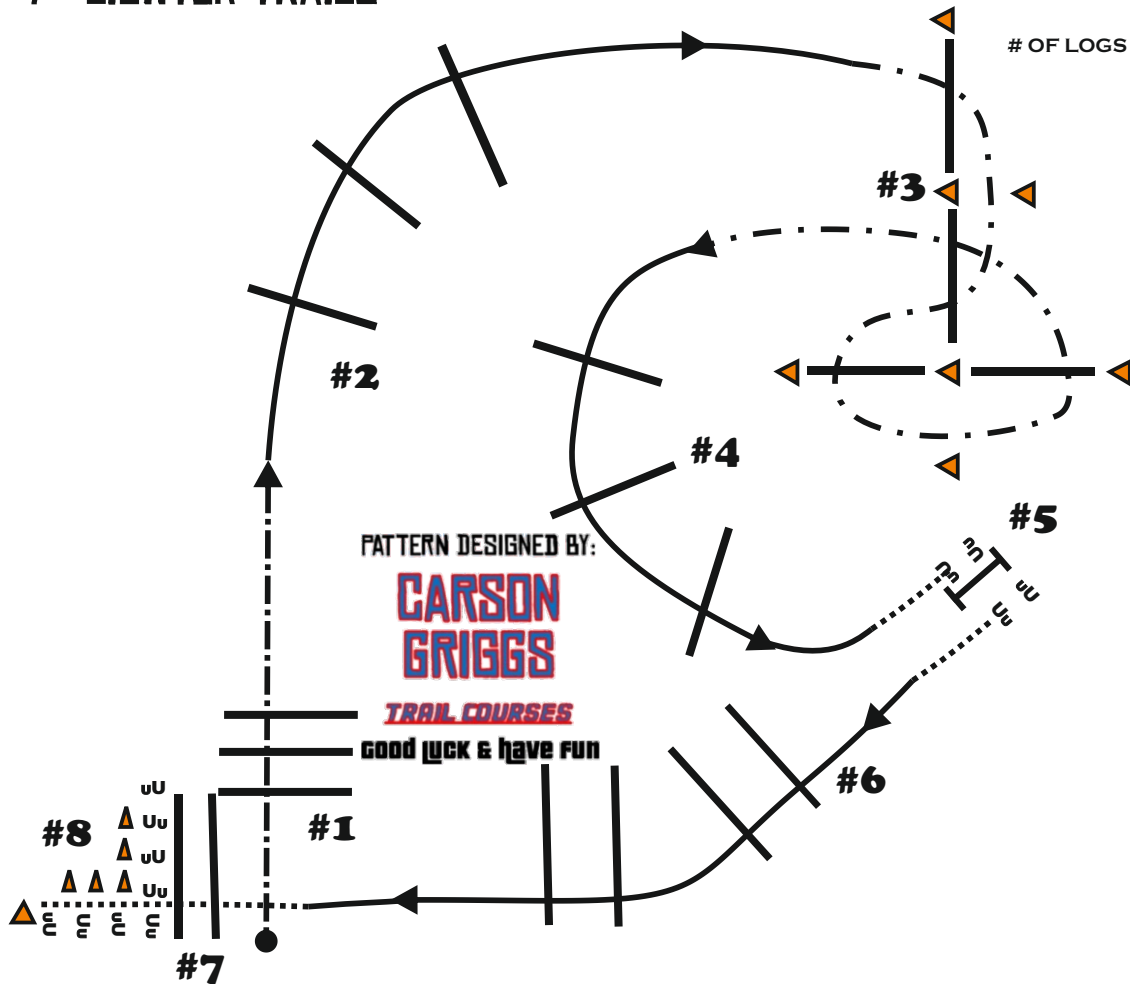
## All Open & Amateur Trails

Show Date: 04-11-2026

7# LIGHTER TRAILS

HORSE SHOW PATTERNS.COM

# OF LOGS: 19



1. JOG OVER FIRST 3 LOGS
2. RIGHT LEAD LOPE OVER BIG FAN
3. JOG THROUGH THE SERPENTINE
4. LEFT LEAD LOPE BIG FAN
5. STOP OR BREAK TO WALK TO STANDARD & MANEUVER THRU RIGHT HAND GATE
6. WALK AWAY FROM GATE, RIGHT LEAD LOPE
7. STOP OR BREAK TO WALK, WALK OVER LOGS
8. WALK UP TO CONE, BACK AS SHOWN TO FINISH TEST

[CGTC/T/7-1.png]

Pattern Provided by:  
Horseshow4U.de

# SPHA WarmUp 2026

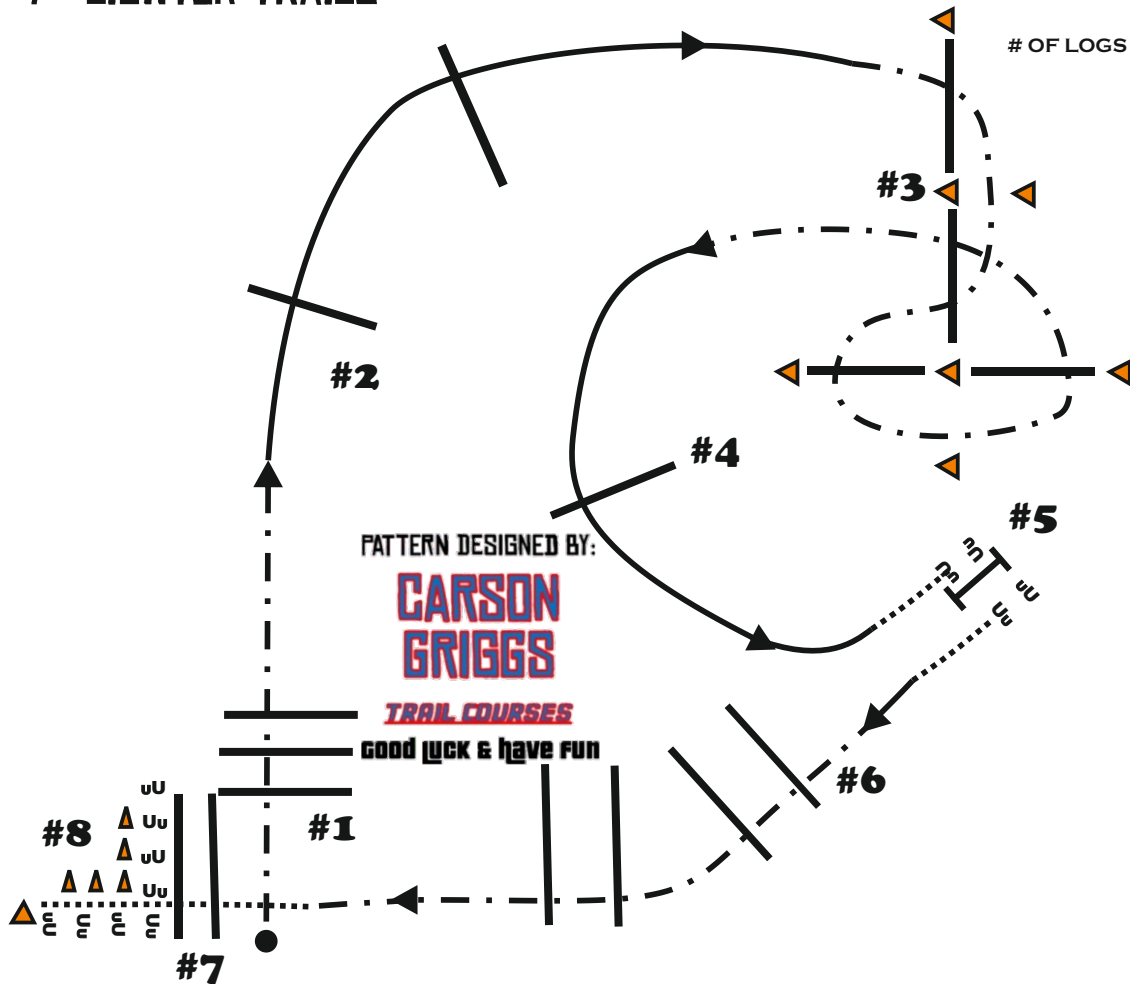
## All Green, Level 1 & Youth Trails

Show Date: 04-11-2026

7# LIGHTER TRAILS

HORSE SHOW PATTERNS.COM

# OF LOGS: 19



1. JOG OVER FIRST 3 LOGS

2. RIGHT LEAD LOPE OVER LOGS

3. JOG THROUGH THE SERPENTINE

4. LEFT LEAD LOPE OVER LOG

5. STOP OR BREAK TO WALK  
& MANEUVER THRU RIGHT  
HAND GATE

6. WALK AWAY FROM GATE, JOG  
OVER LOGS

7. STOP OR BREAK TO WALK, WALK  
OVER LOGS

8. WALK UP TO CONE, BACK AS  
SHOWN TO FINISH TEST

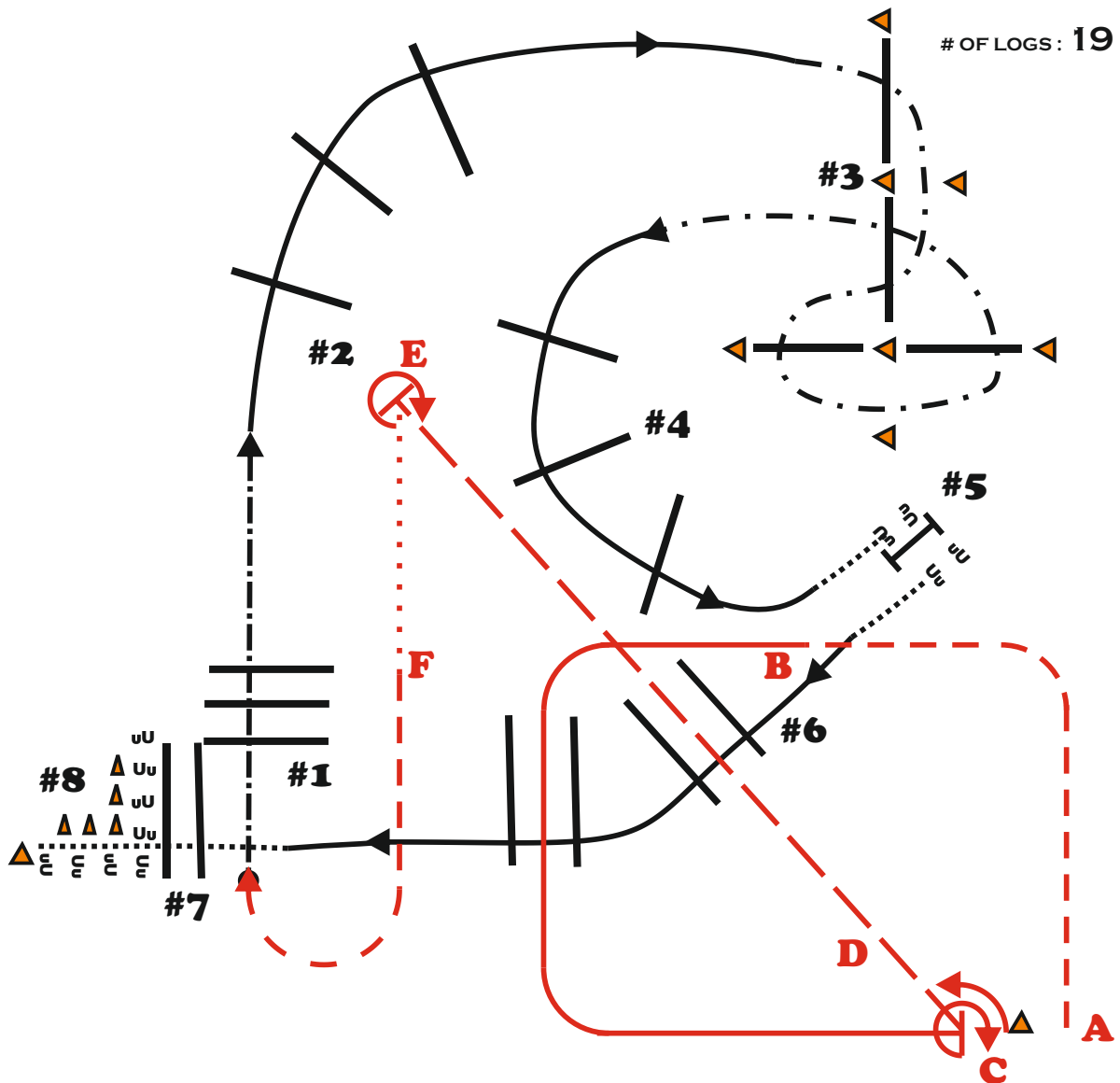
[CGTC/T/7-1.png]

Pattern Provided by:  
Horseshow4U.de

# SPHA WarmUp 2026

## WEINLANDSCHULE TRAIL HORSEMANSHIP CUP

Show Date: 04-11-2026



- HORESMANSHIP PART:**
- A. BEGIN AT A. JOG CORNER
  - B. LOPE LEFT LEAD AROUND CORNERS
  - C. STOP. 360° TURN RIGHT. 135° TURN LEFT
  - D. EXTENDED TROT OVER DIAGONAL
  - E. STOP, TURN 225° RIGHT
  - F. WALK LINE, THEN JOG.

- 1. JOG OVER FIRST 3 LOGS
- 2. RIGHT LEAD LOPE OVER BIG FAN
- 3. JOG THROUGH THE SERPENTINE
- 4. LEFT LEAD LOPE BIG FAN
- 5. STOP OR BREAK TO WALK TO MANEUVER THRU RIGHT HAND GATE
- 6. WALK AWAY FROM GATE, RIGHT LEAD LOPE
- 7. STOP OR BREAK TO WALK, WALK OVER LOGS
- 8. WALK UP TO CONE, BACK AS SHOWN TO FINISH TEST

### HORESMANSHIP PART:



**TRAIL PART:**  
PATTERN DESIGNED BY:

**CARSON  
GRIGGS**

**TRAIL COURSES**

**good luck & have fun**

# SPHA WarmUp 2026

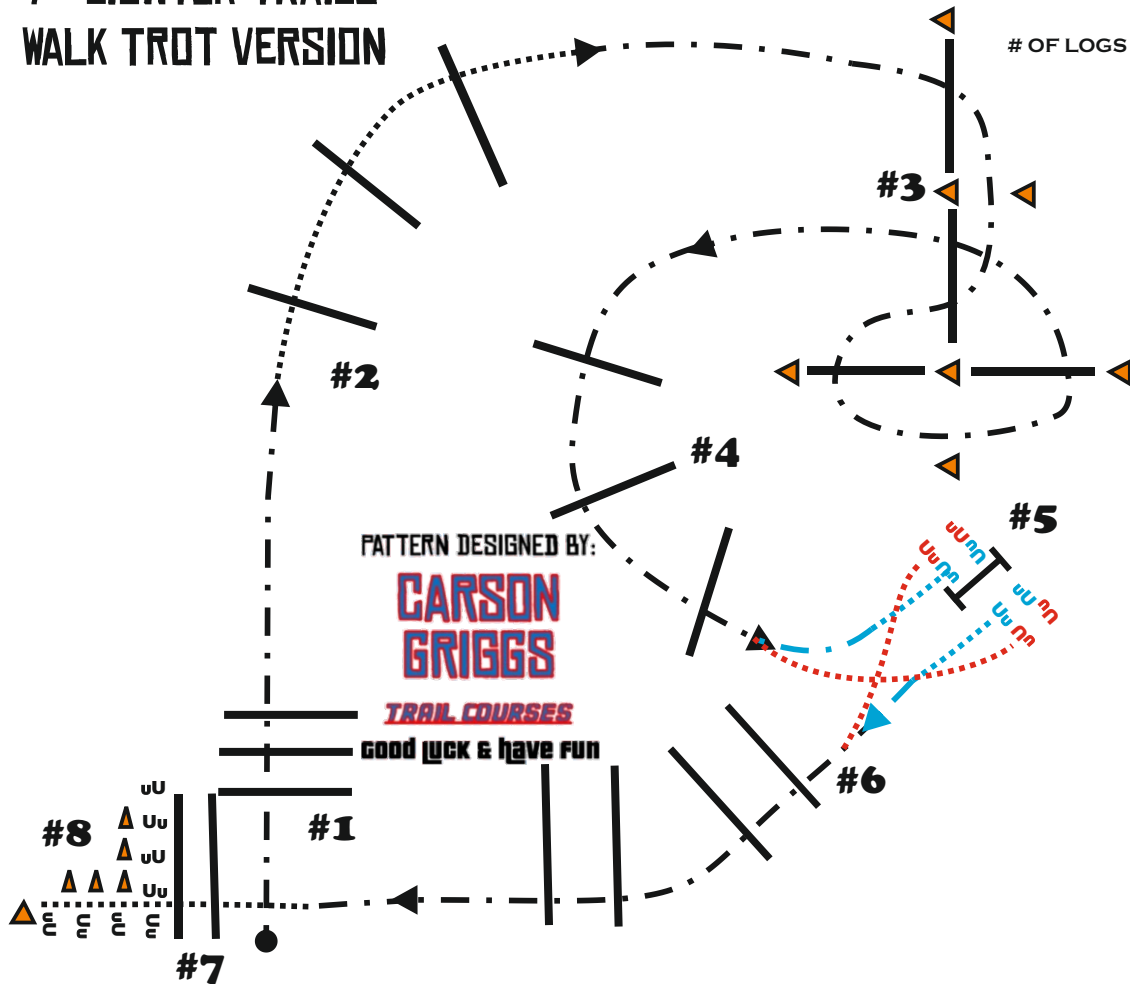
## Walk Trot & In-Hand Trails

Show Date: 04-11-2026

7# LIGHTER TRAILS  
WALK TROT VERSION

HORSE SHOW PATTERNS.COM

# OF LOGS: 19



1. JOG OVER FIRST 3 LOGS

2. WALK OVER BIG FAN

3. JOG THROUGH THE SERPENTINE

4. JOG THE 2ND BIG FAN

5. STOP OR BREAK TO WALK AND  
APPROACH GATE

- WALK TROT: GATE RIGHT HAND

- IN HAND TRAIL: GATE LEFT HAND

6. WALK AWAY FROM GATE, JOG  
OVER LOGS

7. STOP OR BREAK TO WALK, WALK  
OVER LOGS

8. WALK UP TO CONE, BACK AS  
SHOWN TO FINISH TEST

[CGTC/T/7-2.png]

Pattern Provided by:

Horseshow4U.de

# SPHA WarmUp 2026

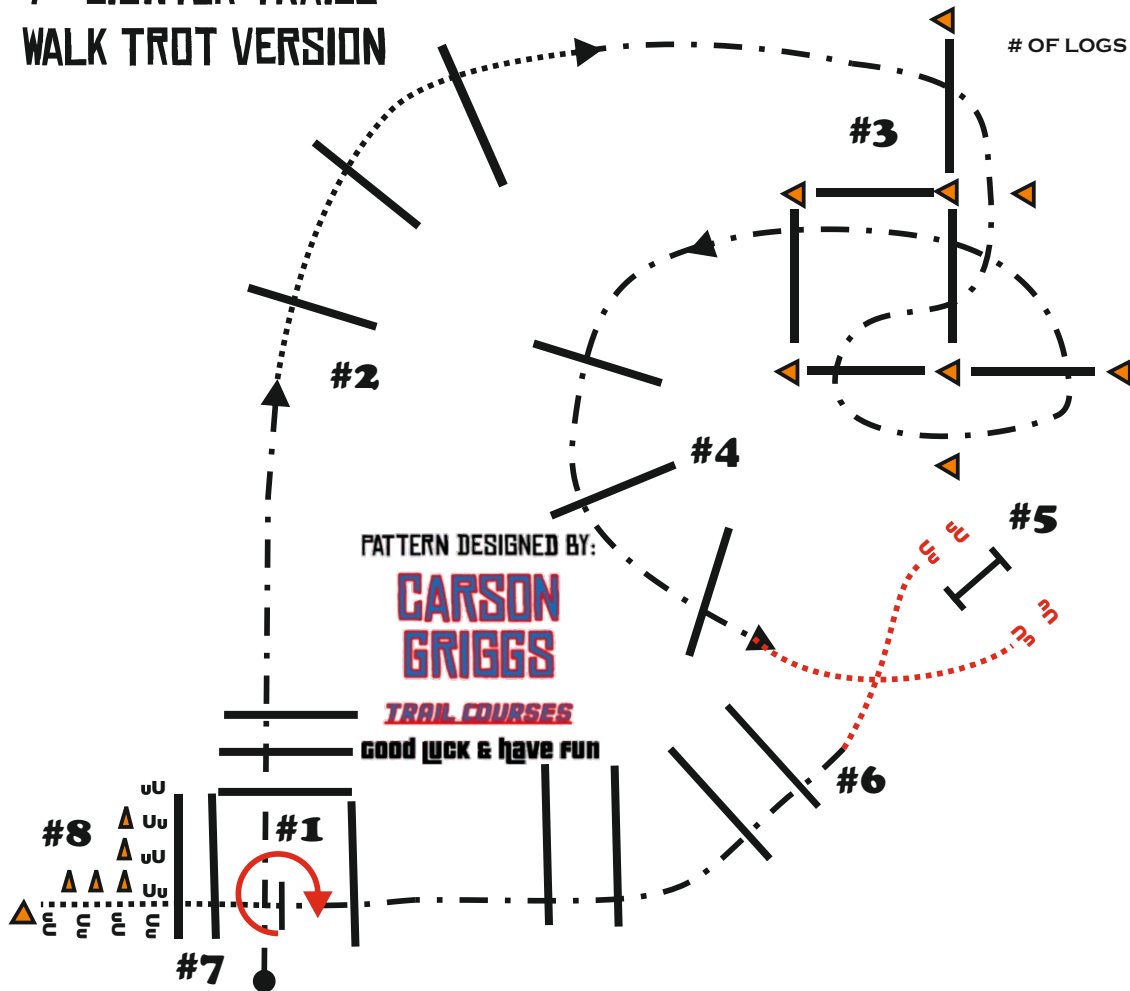
## VAQUEROSHOP IN HAND TRAIL CUP

Show Date: 04-11-2026

7# LIGHTER TRAILS  
WALK TROT VERSION

HORSE SHOW PATTERNS.COM

# OF LOGS: 19



1. JOG OVER FIRST 3 LOGS
2. WALK OVER BIG FAN
3. JOG THROUGH THE SERPENTINE
4. JOG THE 2ND BIG FAN
5. STOP OR BREAK TO WALK AND APPROACH GATE **AND WORK GATE LEFT HAND**
6. WALK AWAY FROM GATE, JOG OVER LOGS
7. STOP , TURN 360 DEGREES RIGHT
8. WALK UP TO CONE, BACK AS SHOWN TO FINISH TEST

[CGTC/T/7-2.png]

Pattern Provided by:  
Horseshow4U.de

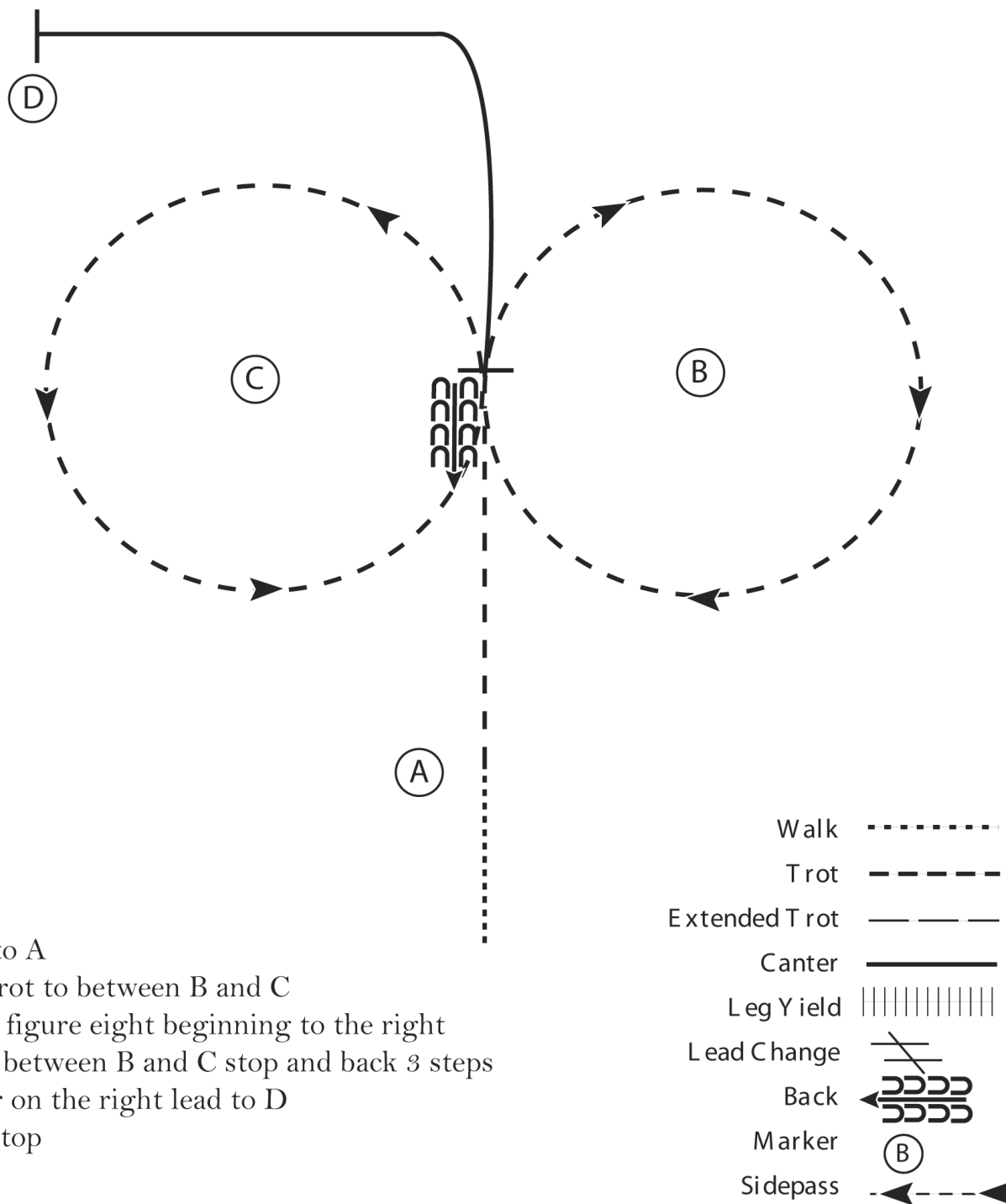
# SPHA WarmUp 2026

## Hunt Seat Equitation (All Green & Level 1)

Show Date: 04-11-2026

w w w . H o r s e S h o w P a t t e r n s . c o m

w w w . H o r s e S h o w P a t t e r n s . c o m



[HSE/1-4]

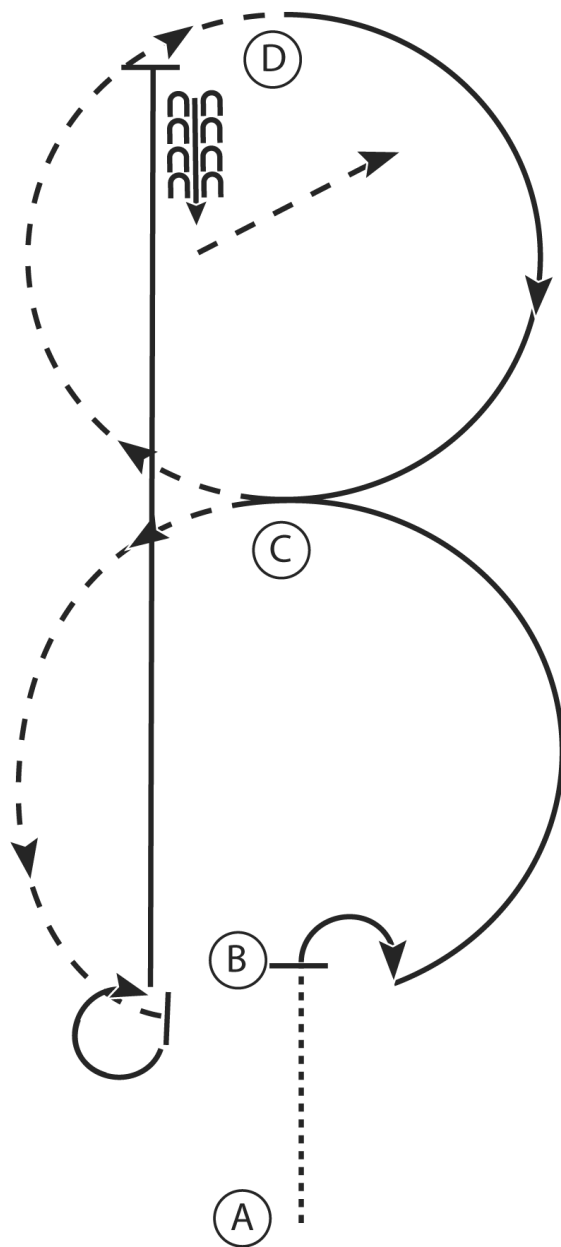
Pattern Provided by:

Horseshow4U.de - Turnier Service

# SPHA WarmUp 2026

## Hunt Seat Equitation (All Amateur & Youth)

Show Date: 04-11-2026



1. Walk A to B
2. At B stop and perform a 90 degree turn to the right
3. Canter on the left lead in a half circle to C
4. At C posting trot in a half circle to D on the left diagonal
5. At D counter canter on the left lead in a half circle to C
6. At C posting trot a half circle to before B on the right diagonal
7. Before B stop and perform a 270 degree turn to the right
8. Hand gallop to D
9. At D stop and back 4 steps
10. Sitting trot to exit

Walk	.....
Trot	-----
Extended Trot	- - - - -
Canter	—————
Leg Yield	
Lead Change	— / —
Back	←←←←←
Marker	(B)
Sidepass	←←←←←

[HSE/3-16]

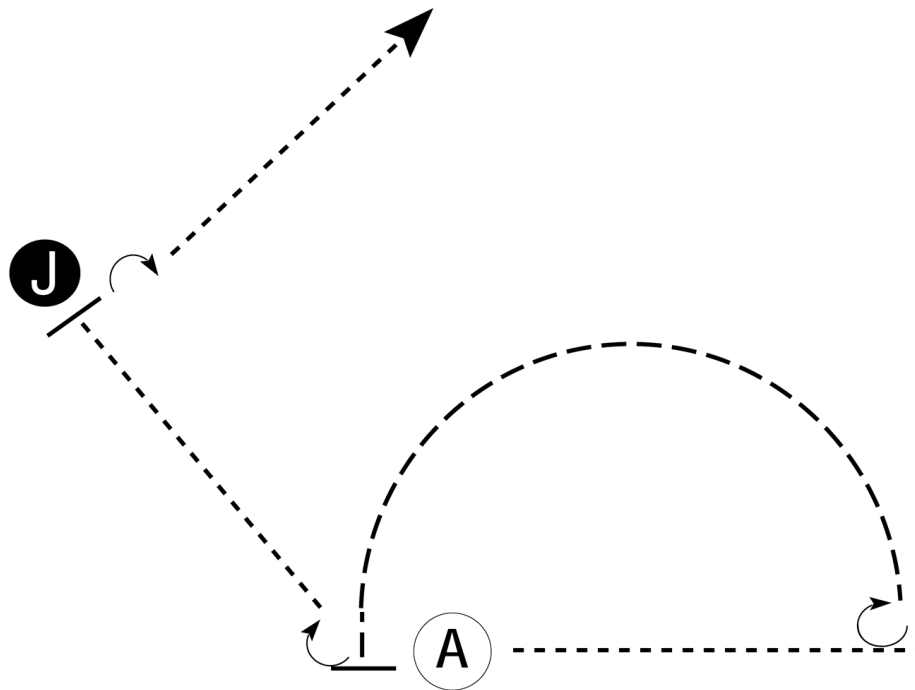
Pattern Provided by:

Horseshow4U.de - Turnier Service

# SPHA WarmUp 2026

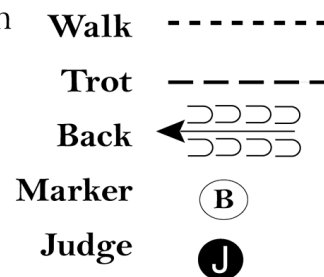
## Showmanship at Halter (All Green & Level 1)

Show Date: 04-11-2026



Be ready with your horse's tail to A.

1. When acknowledged, walk approximately 2 horse lengths.
2. Stop and perform a 270 degree turn.
3. Trot a half circle back to A.
4. Stop and perform a turn until you are straight in line with Judge.
5. Walk to judge. Stop and set up for inspection.
6. When dismissed, perform a 90 degree turn.
7. Walk straight away from judge.



Follow the instructions of your ring steward.

[S/1-67]

Pattern Provided by:

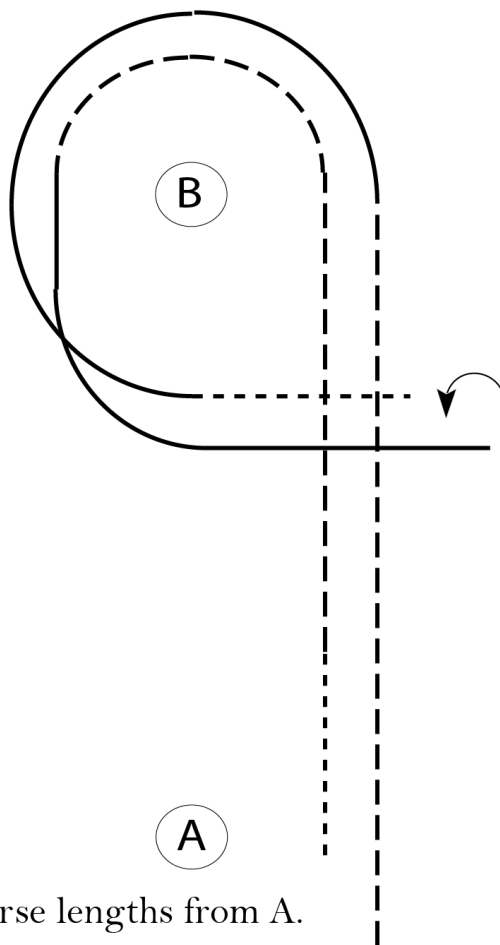
*Horseshow4U.de - Turnier Service*



# SPHA WarmUp 2026

## Western Horsemanship (All Green & Level 1)

Show Date: 04-11-2026



Be ready at A.

A

1. Walk approximately 2 horse lengths from A.
2. Jog to and around B.
3. Lope on the left lead to center of pattern and several horse lengths past the center line.
4. Stop and perform a 1/2 turn left.
5. Walk to center of pattern.
6. Lope on the right lead to and around B.
7. Jog from B to and past A.

Pattern is over once you have passed A.

Follow the instructions of your ring steward.

Walk	-----
Jog	- - - - -
Extended Jog	- - - - -
Lope	—————
Lead Change	
Back	
Marker	ⓑ

[WH/1-101]

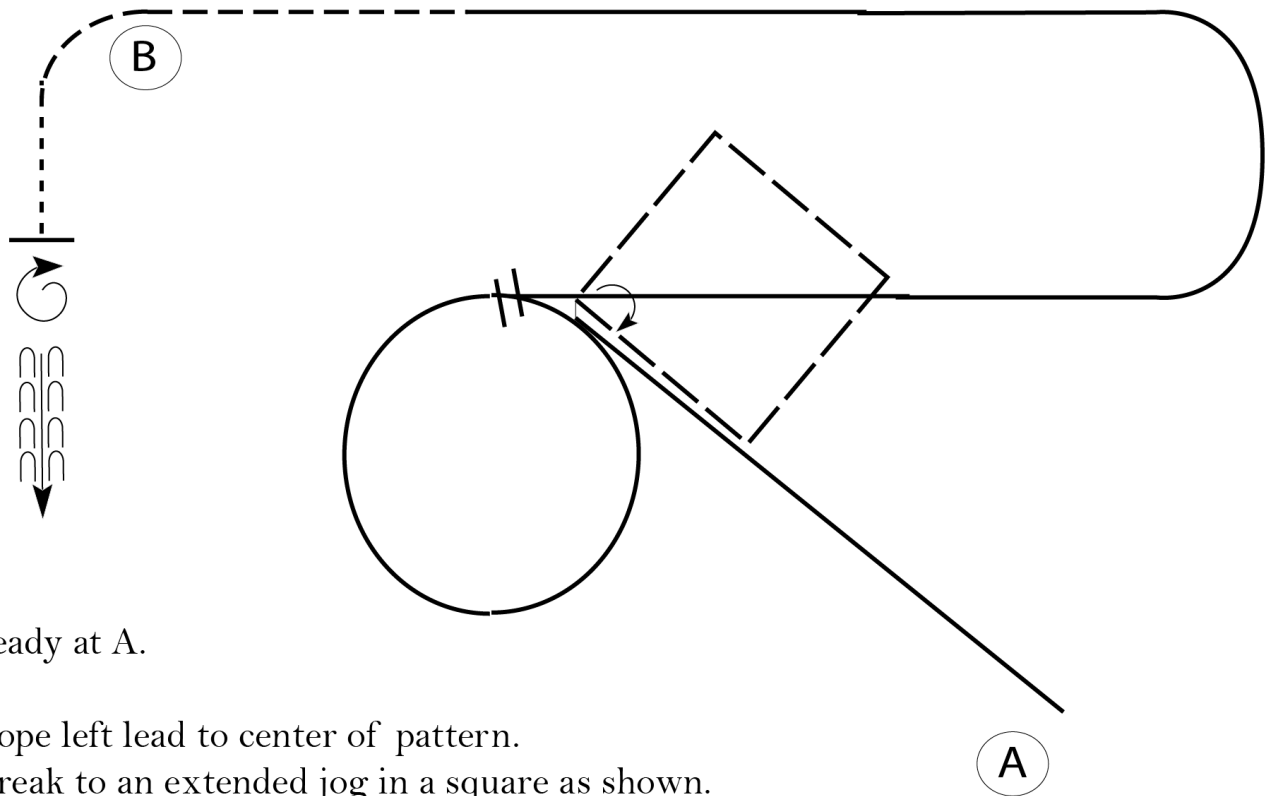
Pattern Provided by:

*Horseshow4U.de - Turnier Service*

# SPHA WarmUp 2026

## Western Horsemanship (All Amateur & Youth)

Show Date: 04-11-2026



Be ready at A.

1. Lope left lead to center of pattern.
2. Break to an extended jog in a square as shown.
3. Stop in center of pattern and perform a right rollback.
4. Lope a right lead circle as shown.
5. As you close circle, change leads (simple or flying).
6. Lope with a moderate increase in speed towards B as shown.
7. Break to the jog when 20 feet from B. Jog around B.
8. Break to the walk and walk one horse length.
9. Stop and perform a 540 degree turn right.
10. Back and hesitate.
11. Exit at a walk or jog.

Follow the instructions of your ring steward.

Walk	-----
Jog	- - - - -
Extended Jog	— — — —
Lope	—————
Lead Change	
Back	
Marker	(B)

[WH/3-105]

Pattern Provided by:

*Horseshow4U.de - Turnier Service*



# SPHA WarmUp 2026

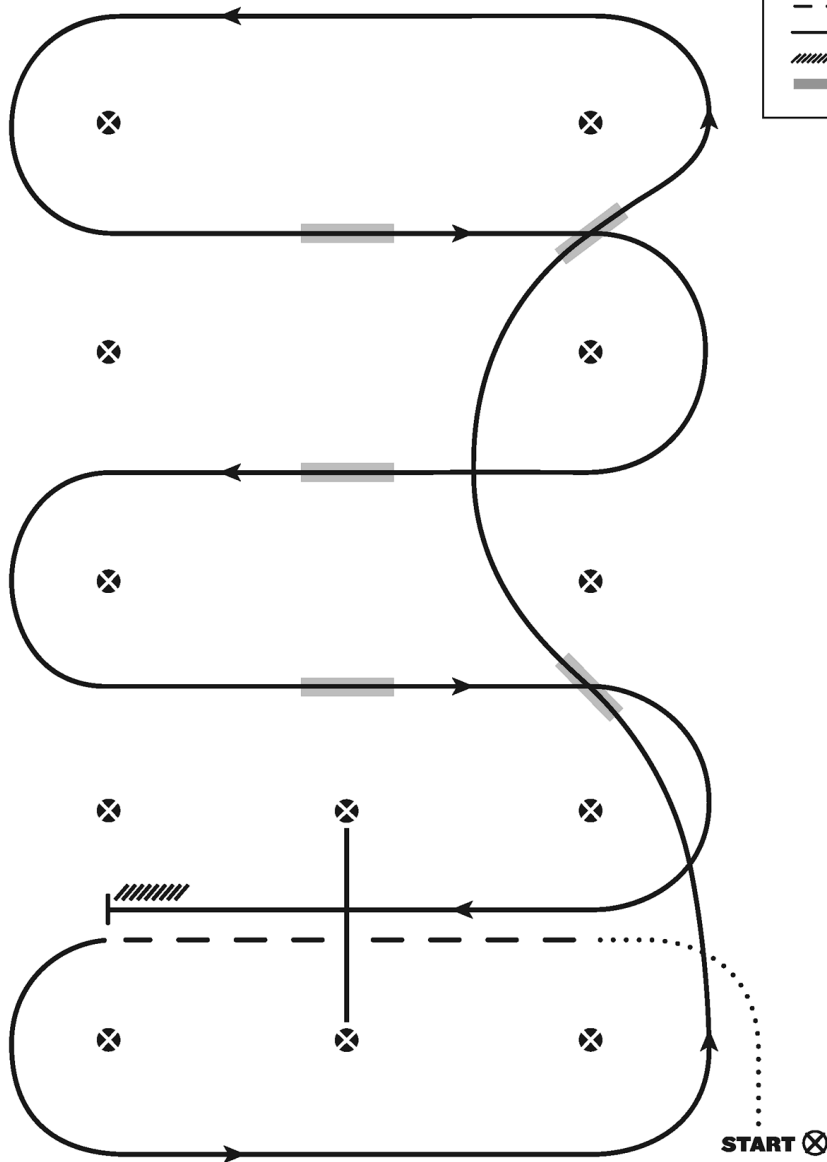
## Western Riding (All Green & Level 1)

Show Date: 04-11-2026

### LEVEL I WESTERN RIDING PATTERN 9

#### LEGEND

- ..... Walk
- - - - - Jog
- Lope
- /////// Back
- Lead Changing Area



1. Walk at least 15 feet from start cone to the first marker, as drawn, transition to jog, jog over log.
2. Transition to the lope left lead & lope around end
3. First line change
4. Second line change, lope around the end of arena
5. First crossing change
6. Second crossing change
7. Third crossing change
8. Lope over log
9. Lope, stop & back

Revised 06-07-2021

[WR/GP-9]

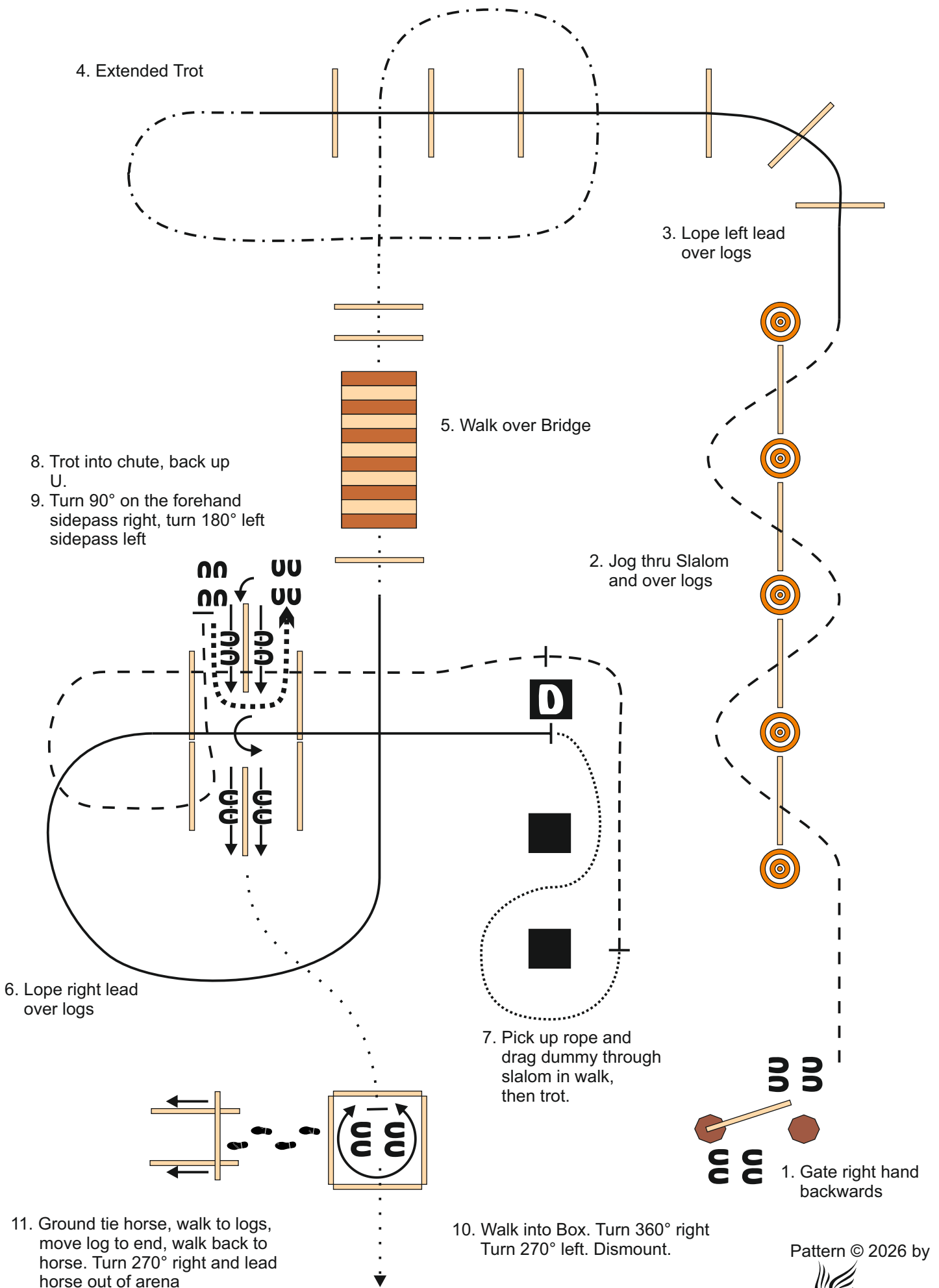
Pattern Provided by:

Horseshow4U.de - Turnier Service



# SPHA Warm Up 2026

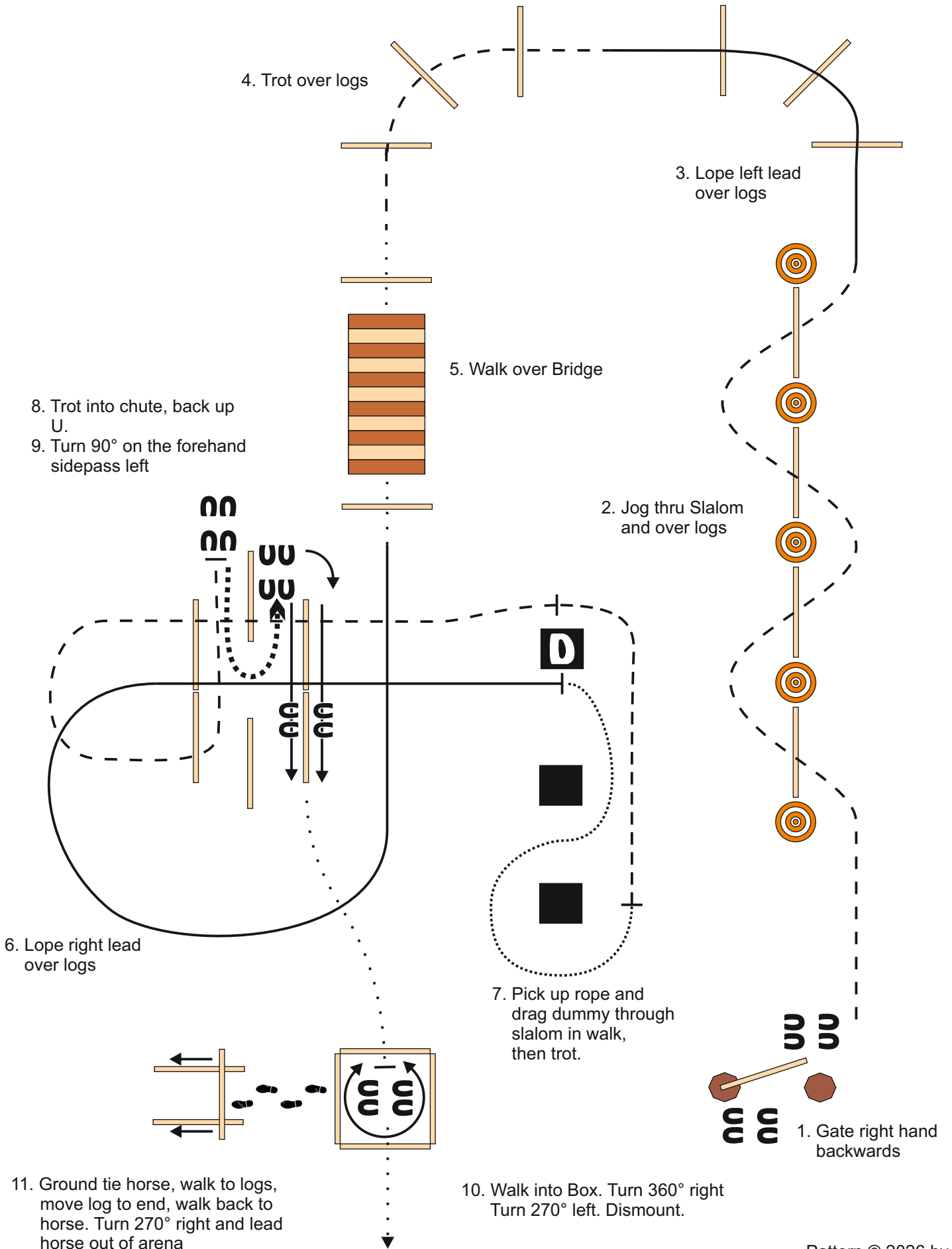
## JPRT - Ranch Trail der White Horse Ranch



Pattern © 2026 by

# SPHA Warm Up 2026

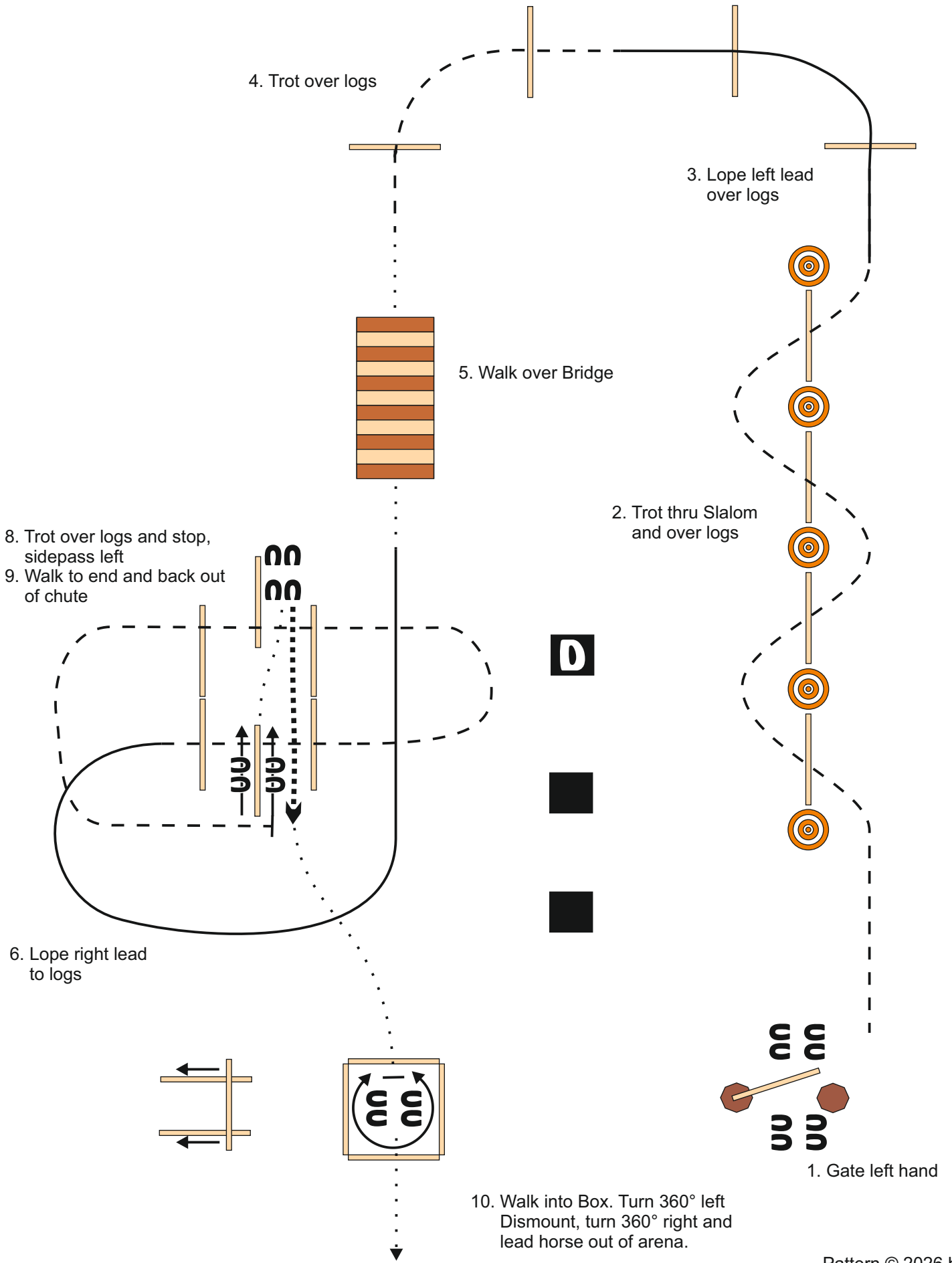
## All Open & Amateur Ranch Trails



Pattern © 2026 by

# SPHA Warm Up 2026

## All Youth, Level 1 & Green Ranch Trails



Pattern © 2026 by



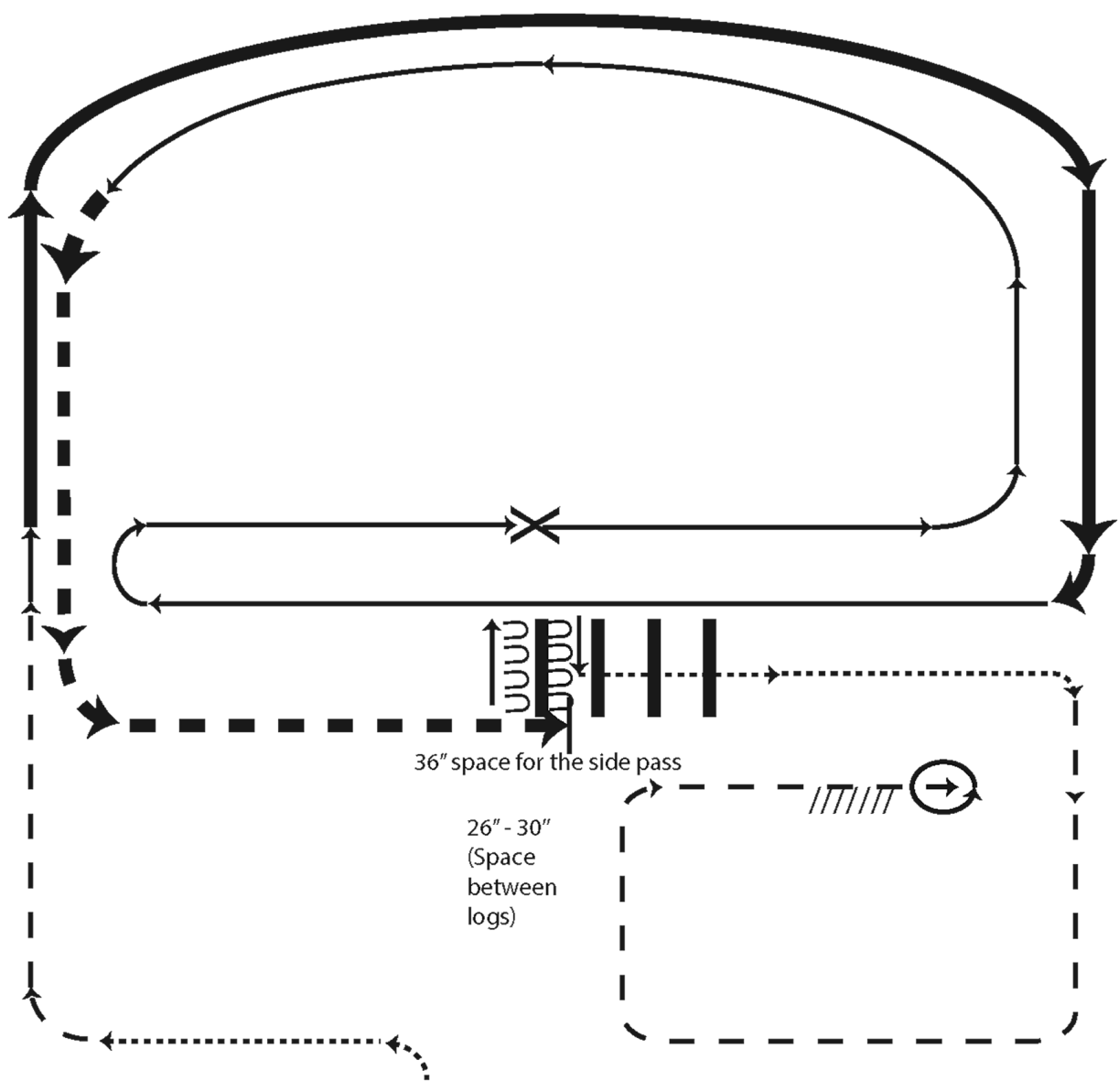
# SPHA WarmUp 2026

## Ranch Riding (All Green & Level 1)

Show Date: 04-11-2026

www.HorseShowPatterns.com

www.HorseShowPatterns.com



1. Walk
2. Trot
3. Extended lope-right lead
4. Lope-right lead
5. Change leads(simple or flying)
6. Lope left lead
7. Extended trot
8. Stop, side pass left, side pass right, 1/2 way
9. Walk over logs
10. Walk
11. Trot square
12. Stop, 360° turn left, back

- X Lead Change
- • Walk
- - Trot
- - - Ext Trot
- — — Lope
- — — — Ext Lope
- /////// Back

[RR/AQHA-4]

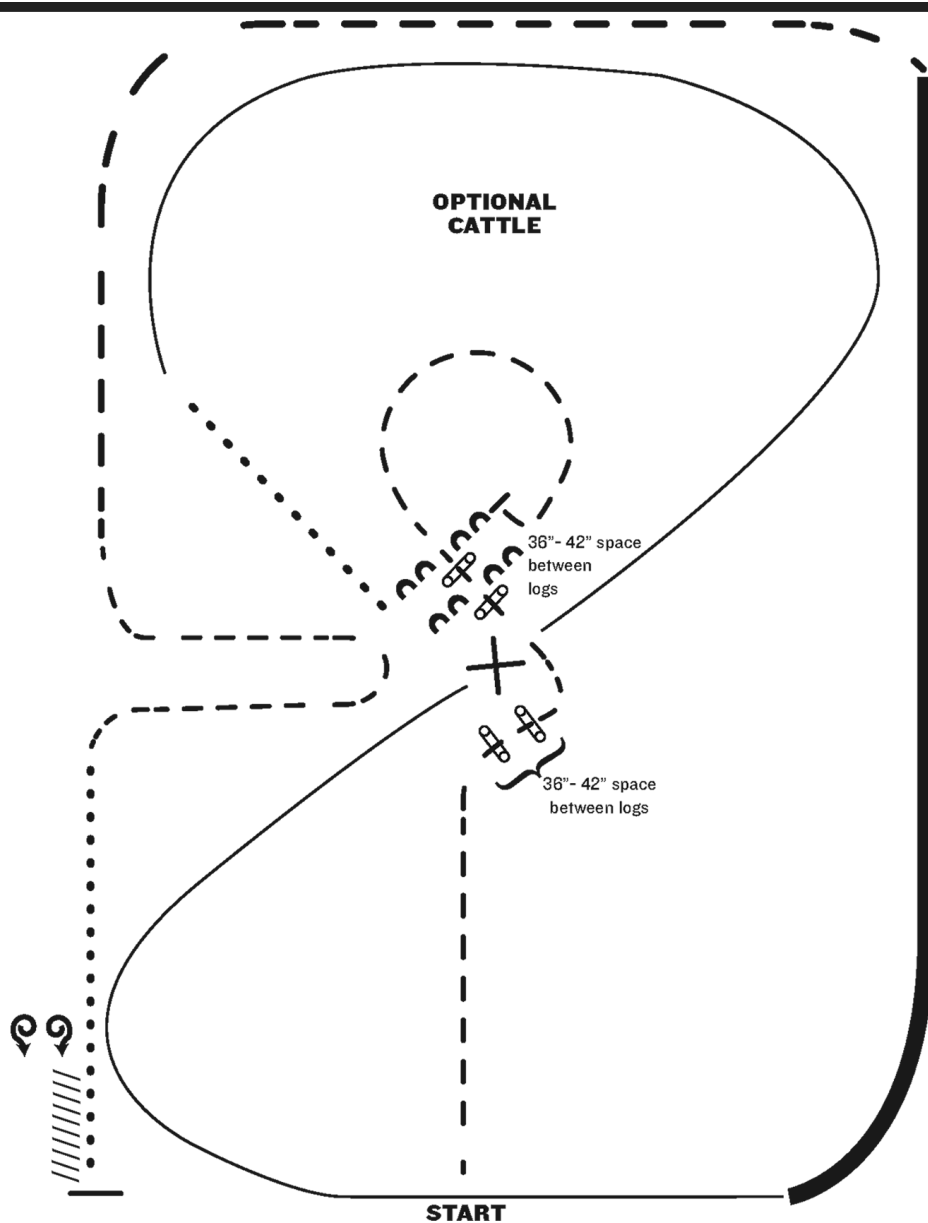
Pattern Provided by:

Horseshow4U.de - Turnier Service

# SPHA WarmUp 2026

## Ranch Riding (All Open & Amateur & Youth)

Show Date: 04-11-2026



1. Trot
2. Trot two sets of logs
3. Trot circle, stop and side pass log left
4. Walk
5. Lope right lead
6. Change leads (simple or flying)
7. Lope left lead
8. Extended lope (left lead)
9. Extended trot
10. Trot
11. Walk
12. Stop and back
13. 360 degree turn each direction (either direction 1st) (L-R or R-L)

Note: The drawn description of this pattern is only intended for the general depiction of the pattern. Exhibitors should utilize the arena space to best exhibit their horses.

[RR/AQHA-9]

**Pattern Provided by:**

*Horseshow4U.de - Turnier Service*

w w w . H o r s e S h o w P a t t e r n s . c o m

w w w . H o r s e S h o w P a t t e r n s . c o m